



HOW TO PLANT A FRUIT TREE



Your young plant will come in a plastic bag or pot. Keep young plants in the shade and well watered until ready to plant.




Choose a location where your tree can grow to full size. Clear site of bushes, unwanted trees and rubble. Set proper spacing (30 – 35 feet apart for breadfruit).

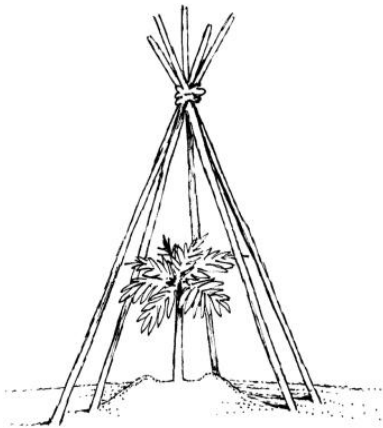
Dig a hole at least twice the size of the container of the plant. For a breadfruit tree, at least 18 inches diameter and 18 inches deep. Create a mound all around the hole so that water won't run off. This is important if the land is sloping.

Put some good soil in the bottom of the hole. Mix in some manure or organic material or compost. Water the hole well before planting.

Choose a sturdy plant. Remove the plant from the container. Don't damage the root ball. Try to keep the roots and soil together. However if roots look pot bound, loosen the roots. It is OK to even tear some of the roots, just a little, to stimulate new root growth.



Place the young plant in the hole. Don't plant too low! Don't cover the roots higher than when in its container. Fill around the plant with good soil. Pack soil firmly around the roots but not too tight.




Place mulch around the tree but not touching the tree. Mulch keeps moisture around the root area. To make mulch you can use old dry leaves or grass or even shredded newspaper. Water immediately after planting.

Make a teepee (pyramid of sticks) around the tree 3 or 4 feet tall. This will help to protect the young tree from hot sun, and children playing in the area will know to avoid the tree. If possible plant some red peas or kidney beans at the base of the teepee so the vines will grow up on the sticks to provide some shade from excessive sun. The beans will also add nutrients to the soil. But don't let the vines grow so thick that no sunlight comes through. Remove the teepee when the tree gets taller.

Water one gallon every 2 days.
No more fertilizer.



Keep goats away!!
Goats kill young trees!



This instruction sheet is sponsored by Trees That Feed Foundation and Rotary Clubs, in support of Jamaica Ministry of Education "Trees That Feed in Schools" program, 2014-15.